



This Issue

- Velda Newman "Texture and Form" 2 day WorkshopThurs. – Fri., August 16-17th
- Velda Newman –"A Painter's Approach to Quilt Design"Saturday, August 18th
- Jean Impey "Spider Web" WorkshopSaturday, September 15th
- Fabric Sale at August Quarterly Meeting
- WQ Officer & Chairman Reports
- Call for Entries
- Neighborly Guild Calendar



Quarterly Meeting

Saturday, August 18, 2018

St. Johns Presbyterian Church - Fellowship Hall
11000 National Blvd. L.A 90064

Velda Newman

"A Painter's Approach to Quilt Design"

Inspiration and Evolution.

- 9:30am Registration, sign-ups, Demonstrations & Fabric Sale
- 10:00am Guild business and announcements
- 10:25am Showcase Speaker – Vicky Bohnhoff
- 10:55am Show & Tell
- 11:15am Speaker – Velda Newman
- 12:15pm Adjournment

Up Coming Workshops & More

- Amazing! There are still seats left for our special two day workshop with art quilt icon **Velda Newman August 16 and 17**. Don't let this chance to make new brain cells and exercise your creativity slip by. Sign up at programs@WestsideQuiltersLosAngeles.org We're sure you have most of her requested supplies at your house. But, don't worry; Westside Quilters are the best at sharing. There will be a \$30.00 class fee due the day of the workshop for additional supplies that Velda is bringing.
- At our **August 18 Saturday Meeting Velda Newman** will present "**A Painter's Approach to Quilt Design**". This lecture is about inspiration and evolution.
- Spider webs in your house, oh no! Spider webs in your quilt? That is a good thing! **Jean Imprey** will be here **Saturday, September 15, 2018** to give us her "**Spider Web Quilts**" Workshop. She will be updating the traditional spider web block and giving tips on how to make it with accuracy and speed. Signup on our website Programs@WestsideQuiltersLosAngeles.org Revised fees, \$50.00 (early registration before August 15th \$45.00) and non-members \$65.00.
- Got quilt tops? We have a solution to how to quilt them. Take **Jenny Lyons'** "**Introduction to Fearless Free Motion Quilting**" class **October 12, 2018**. She will take the fear out of dropping your feed dogs. Save the date. It's too hot to think about it yet.



PRESIDENT'S MESSAGE

WESTSIDE QUILTERS,

Every time I go to one of our workshop I am reminded of how differently we all learn.

Some among us need only to hear the instructions once and are ready to understand and start the project.

Others, like me, need to have the directions repeated.

We hear it said once, tune in and need at least one or more repetitions to understand.

Some of us are visual and the printed word is our gateway to learning.

Others learn by doing, step by step with the aid of the teacher.

I have always been fascinated by the way people learn, and the way our brain solves the problem.

So have patience with yourself, your individuality, and celebrate the differences.....they make us who we are.

Take a workshop; it is the instructor's job to present the new material to all of the students and make sure each one is successful.

Ask questions.

It is wonderful to learn at every age.



Roberta Walley
President



Stay Cool - Summer Fun



shutterstock - 81319225



©www.123.com



Westside Quilters presents a special 2 day workshop with internationally known quilt artist and teacher

Velda Newman

www.VeldaNewman.com

“Texture and Form”

2 Days, Thursday and Friday, August 16-17, 2018

9:30 am- 3:30 pm each day

St. Alban’s Episcopal Church Parish Hall

530 Hilgard, Los Angeles, CA 90024

Workshop Fee: \$135.00 (\$125.00 for early registration by July 16)
Fee for non-members \$150. Materials fee \$30.00 (includes design sheet, and shared paint, inks and pencils) due on day of workshop.

Nature is an endless source of beauty and inspiration. With this in mind, learn how to get rid of "flat" appliqué. Working on a version of Velda’s “Baskets” design, students will learn to create texture and form using machine techniques. She will also go beyond machine techniques and introduce the use of alternative mediums such as paint, ink and colored pencil. Learn the pros and cons of lots of different mediums and their practical (and not so practical!) application.

The **Supply List** is posted on the WQ website Calendar Page at <http://www.westsidequilterslosangeles.org/Calendar.html>


Velda will also be joining us for a lecture presentation and trunk show at our quarterly meeting on Saturday, August 18, 2018. Her lecture "A Painter's Approach to Quilt Design" is about inspiration and evolution. Through slides she shows how she started, how she works now and she shares a little bit about what she’s learned and the obstacles she’s encountered throughout her 20+ journey.

About Velda:

Velda Newman is an internationally recognized contemporary quilt artist, author and lecturer from Northern California. Known for her large scale, mostly organic designs, Velda creates original quilts of exceptional beauty and craftsmanship. For the past 18 years Velda's work has appeared in many national and international exhibitions and has been featured in over 30 publications, including *Quilter's Newsletter* and *Threads* magazine. She is the author of *A Workshop With Velda Newman*, C&T Publishing.

Velda lives in Northern California and is the mother of 4 and the grandmother of 12.

Want to sign up? Email to programs@westsidequilterslosangeles.org





WESTSIDE QUILTERS



Velda Newman Workshop

Thursday and Friday, August 16 & 17, 2018
(2 day technique class).

"Texture and Form".

Class Description:

Nature is an endless source of inspiration and beauty. With this in mind, learn how to get rid of the "Flat" look and turn your fabric into something interesting! Students will create texture by learning simple machine techniques which can be used for clothing.

The samples you create the first day, will be used as a basis for learning how to paint on fabric using acrylics and how to add depth and dimension using inks and pencils.

Book reference: A Workshop with Velda Newman. Order from C&T Publishing or Amazon.com.

STUDENT SUPPLY LIST.

ALL FABRICS FOR THIS CLASS NEED TO BE HAND DYED COTTONS or SOLIDS. One yard of cheese cloth (found in grocery stores in package).

Two foot square piece of thin cotton batting.

One half yard, dark brown fabric.

Two yards pale yellow fabric.

One yard of white fabric.

One half yard of medium yellow fabric, think lemons.

One half yard (it will shrink) cotton duck or light weight canvas, natural color or muslin.

Three bobbins filled with neutral thread.

Spools of thread to match above fabrics.

You will need two paint brushes for the acrylic paint. I suggest a 1 inch "Flat" brush and a half inch "Flat" brush.

Fabric marker: brown, fine tip.

WHITE or CLEAR plastic drop cloth.

2-3 WHITE plastic or foam plates.

Purple disappearing pen (air).

ROLL of paper towels and an apron.

Spray bottle.

Fourteen inch hoop for painting techniques: (cost about \$4.00 in craft stores).

Basic sewing supplies.

Sewing machine; bring regular foot and a closed, free motion (quilting) foot.

Hair dryer (share with friends).

Two containers for water.

\$30.00 lab fee (includes design sheet, paint, inks and pencils which we will all share).



Westside Quilters presents a workshop with quilt artist and teacher



Jean Impey

<https://sewjjean.com>

“Spider Web”

Saturday, September 15, 2018

9:30am – 3:30 pm

St. John's Presbyterian Church Fellowship- Hall,

11000 National Blvd.

Los Angeles, CA 90064.

Revised Workshop Fee: \$50.00 (\$45.00 for early registration by August 15th). Non-Member Fee \$65.00

At a Saturday workshop popular Southern California teacher Jean Impey returns to WQ to give us her "Spider Web Quilts" Workshop. The Spider Web design is an old quilt block sometimes called a String Quilt. Jean has fallen in love with this design and continues to make it again and again, each time making it a bit differently. In this class, anything goes and everyone is successful. It's a bit of old-style quilting, mixing it up with the fascinating use of color and design and making it your own. We will start sewing almost immediately and Jean will teach techniques for accuracy and speed. Weave strips of fabric into a new quilt full of surprises. You will lose yourself into the rhythm of stitches and repetition while making a work of art. Make a quilt, make a pillow... it's all fun and colorful!

Bring your favorite fabrics and scraps whether it's contemporary, modern, traditional, hand dyes, tonal, batiks, or thimbleberries – it looks best when you throw in everything....” My first Spider Web has over 280 different fabrics – not including the crazy pieced kites. It was so exciting that I have made more than a dozen more.”

In this one-day class, you will have enough time to make a pillow and then if you love the process, you can continue on and make the whole quilt. Its fun, it's creative, and you'll learn techniques that you will continue to use on other quilts you make. There is a \$12.00 Kit Fee which includes your own Plexiglass Kite-Shaped Template.



About Jean:

“Art has been an integral part of my life since I was a child. I remember always being intrigued and absorbed with making things.

My mother encouraged my exploration of all things creative and my life-long creative journey took off including painting, sewing, photography, ceramics, embroidery, gardening just to name a few.

My style, my passion, my energy is boundless... I love discovering, I love looking, I love seeing, I love the way others see, and I love doing!

I don't worry about doing it wrong.... There is no such thing in the creative process. I like how Albert Einstein said, “The easiest way to be creative: try something different, even if you don't think it will work.”

I look forward to sharing my story, work and passion with you.”

Want to sign up? Email to programs@westsidequilterslosangeles.org or call Brenda Gottfried or Pat Karasick



Jean Impey

<https://sewjean.com>

Supply List

- Sewing Machine and Basic Supplies
It's always best to test your machine before class. Bring your favorite 1/4" foot for piecing and your FMQ/Darning foot. Basic Sewing tools include the items you like to have when sewing... a seam ripper? LOL, stiletto, marking tools, pencils, spare bobbins, scissors, rulers, pins, spare sewing machine needles (70 sharps are my favorite) - bring anything portable that makes you happy.
- IF YOU WANT TO MAKE A PILLOW:
Bring a Zipper Foot for your Machine, for your pillow back - 22" of selvage to selvage fabric (do not cut off the selvage) and a 20" pillow form (IKEA sells these for \$6.99)
- FABRICS
*KITE SHAPES - Scraps of fabric (any size – all 100% cotton), in many different colors and patterns (for kite shaped crazy pieced parts) A charm pack works great for these crazy pieced kite shapes and provides some overall continuity
STRIPS - If you are making a traditional 7-ring spider web, you will need 1-1/2" strips... If you are making a 5-ring traditional spider web, you will need 2" strips. If you are making a "liberated" spider web, bring scraps. If you don't know, just bring fabric and we can make that decision together.*
- 50W Cotton Thread - *Neutral colored cotton thread for piecing*
- Muslin
We use muslin for your foundation. You will need four 11" x 11" squares, to start with for this class. If you are making something other than a pillow, you may want to contact me and talk about what size muslin squares you would want to start with.
- June Tailor's Shape Cut JT-796
This is a must for squaring up your blocks. After this class, you will use it to square up everything.
- June Tailor's Grid Marker (JT-717)
I highly recommend this tool for marking your muslin
- OPTIONAL: 20 x 30" foam core board
We use it for a portable design wall. When space is limited, it gives you a place to work with your designs; it doesn't have to be new or fancy.
- OPTIONAL: A special "dead blow" hammer made of resilient plastic used to flatten seams and joints in quilting
A dead blow hammer is a specialized mallet helpful in minimizing damage to the struck surface and in controlling striking force with minimal rebound from the struck surface. The minimal rebound is helpful in avoiding accidental damage to precision work, especially in tight locations. Its material is used and does not damage fabric.
- Neon Orange Dead Blow Hammer
- Seams Perfect's "Wacker"



PHILANTHROPY

Hello, WQ Members,

Our August meeting is almost upon us which means its our **annual fabric sale**. You know the drill, if you have fabric and/or quilt related supplies you would like to donate, please bring it the morning of our meeting. We are going to try to start setting up by 8:30a or so. If you find fabric that you know you can't live without (you know who you are!) we ask that you donate at least \$2 a yard for the fabric. Keep in mind, the money we make at this event helps us in the expenditures of our quality speakers and workshops. Lisa Drew and I (Perla Rothenberg) will set up, and the three of us (Ann Chach) will be collecting your monies.

I will bring for show and tell the three receiving blankets I completed with my skip blade tool that I demonstrated at our last month's meeting. Thank you to all who showed interest in using the tool.

I hope many of you found my sample hat patterns useful. Make a hat for a child is very quick. I know A Child's Dream would love to receive as many as possible. Sshh, don't tell anyone but I've made about 3 dozen hats so far.

We continue to collect strip blocks, quilts for Dollies Make a Difference and Wounded Warrior.

Save the date: Saturday, November 10 will be **Philanthropy Day**. Since it turned out to be popular last year, we will once again put all our strip blocks together into quilts.

Delivery of all items will be in early December so everyone has plenty of time to knit/crochet a hat, make more strip blocks, or a quilt or two.

Again, thank you all for your ongoing generosity and hard work.

Perla Rothenberg, Lisa Drew, Virginia Marshall
Philanthropy Co-Chairs



FABRIC EXTRAVAGANZA **August 18th Meeting**

At our August 18 general meeting, everyone is invited to the fabulous fabric fundraiser. Hooray! This year we are asking for fabric, books, and notions. If you want a pick-up for a big donation, please email. Plan on donating twice to the guild: bring fabric you aren't going to use and use cash when you can't resist another's donation. Feel good at clearing space in your sewing room and raising money for the guild. This really can help.

Perla & Lisa



Leadership.....

Who keeps stealing the time? At Zooperson Manor (my place), I know gremlins sneak in and rearrange “stuffs” and sometimes even steal a trinket or two. Maybe they’re the culprits. I’ve not gotten past Mother’s Day and the 4th of July and here comes August full of good things.

I look forward to our quarterly meetings. That there will be an excellent speaker is a given, and the Show & Tell of quilts is always an inspiration--what talent there is among us! The intangible ingredient, however, is the comradery that makes us a community of like-minded troopers willing to help out, to encourage, and to kindly advise when we’re stuck.



August calendar also has Velda Newman’s *Texture & Form* 2-day workshop on August 16-17th at St. Alban’s Parish Hall (530 Hilgard, LA) from 9:30 - 3:30. Here is an opportunity to meet and learn from an internationally recognized and exceptional quilter/artist. Sometimes I say to myself after reading a workshop write-up, “Oh, that’s way over my skill level” or “Don’t think that is something I want to add to my repertoire.” But that conflicts with my motto, “Always play with a better golfer” so I set aside those thoughts and sign up for workshops that will challenge my ability or show me something altogether new. I’ve never been disappointed. Never! Maybe I learned a technique that may or may not find a prominent place in my skill set but, I always, always come away with a renewed appreciation for the art of quilting. Plus, we have great fun being together. Okay, sometimes I fumble the task at hand, and there is always a show-off who manages to beautifully finish (or nearly finish) the project, but at least I know that it’s possible for mere mortals to do so, and I won’t earn another PHD (Project Half Done).

When I look at the list of teachers and guest speakers who have come to our guild, it knocks my socks off. What a privilege it is to

have such artisans in our midst. Sign up for the workshops, and you’ll have them at your beck and call. How lucky is that!

Jean Impey is coming in September with her Spider Web design. I hope you’ll jump in and join us to see what that little rascal is spinning.

Sonja Daniel
Vice President





Carole Ann Frocillo	August 7
Nina Flores	August 11
Betty Seinfeld	August 15
Annette Levey	August 15
Brenda Gottfried	August 18
Stephanie Wexler	August 25
Terrie Dorio	August 26



WORKSHOP REGISTRATION

First, please email your intent to attend a workshop to: Programs@WestsideQuiltersLosAngeles.org at the **WQ website**, choose *Calendar* and scroll down to individual workshops. See the link to the Workshop Registration Form (which you can fill in on-line and then print) and the supply list. **See the workshop no-refund policy (substitutions allowed) shown on the Workshop Registration Form.**

WQ will hold your space at the workshop for 14 days to allow time to mail Registration Form and payment to the WQ post office box. For last-minute registrations, contact the Program Chair ASAP. **Credit cards/debit cards now accepted.** Non-members pay a \$15.00 surcharge. Supply lists for all classes can be found on the Calendar page at www.WestsideQuiltersLosAngeles.org. The class sessions are from 9:30am to 3:30pm.

Be Cool,
Stay Cool



shutterstock · 219328006

MEMBERSHIP

We now have 65 members and we are hoping for more. So, if you haven't yet renewed please fill out the membership form attached to your newsletter and send it in so you will be able to continue to receive your monthly newsletter and find out what exciting things are in store for you. We are hoping to continue to make this another exciting and interesting year with all of our wonderful speakers and workshops. Beside our instructor workshops we will be having another Philanthropy workshop and we seem to be able to get so much accomplished working together. If you can't print your form or need more information please contact me either through our website or my email luannjaffe42@gmail.com

Hope to be receiving all of your renewals very soon so we can keep you on our roster.

Luann Jaffe
Membership

See membership form on page 11



TREASURER

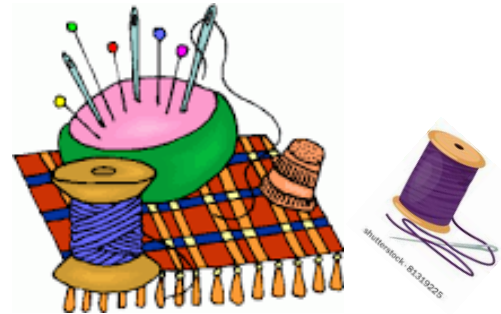
Karynn Dittmar, Treasurer

OPENING BALANCE AS OF 6/1/18		9830.61
INCOME		
Membership Dues / Donations	650.00	
Workshop Fees	475.00	
Bank Adjustment	0.01	
Guest Fees	0.00	
Fabric Sale Fundraiser	0.00	
Amazon	0.00	
TOTAL INCOME		1125.01
EXPENSES		
Workshop Expense	1439.99	
General Meeting Expense	400.00	
Charitable Contributions	0.00	
SCCQG Insurance	0.00	
Website	220.25	
PO Box Rental	0.00	
Philanthropy / Ed. Expense	200.00	
Printing / Promotion / Admin.	0.00	
Square Up Fees	3.44	
Government Fees	20.00	
TOTAL EXPENSE		2283.68
NET INCOME		-1158.67
CLOSING BALANCE as of 6/26/18		8671.94

Easy Money for WQ:

We want to remind you that Amazon will pay Westside Quilters 0.5% of purchases as an eligible charitable organization. When you log in to your Amazon account, please select Westside Quilters as your charity in AmazonSmile. If you received an email stating that you need to select a new charity since Westside Quilters had not supplied their bank information update, please check to see if you need to register again. The situation has been resolved.

If you have any problems, please contact Karynn Dittmar, Treasurer.



WEBSITE:

Photos from the June workshop with Sandra Bruce have been uploaded to the Photos page at www.westsidequilterslosangeles.org. Don't forget to check out the website for all the latest news and information about upcoming programming as well as photos from our events. Also use the link on the home page as your portal to Amazon for all your shopping. Amazon gives WQ a percentage of what you spend! It all helps to bring you great teachers and speakers!

Sally Wright
Website Manager"





WESTSIDE QUILTERS

Membership Form June 1, 2018 to May 31, 2019

PLEASE WRITE CLEARLY and MAKE SURE YOU INCLUDE YOUR EMAIL ADDRESS

Name		Birthday (Month/Day)
Address		
City/State/Zip Code		
Home Phone	Work Phone	Cell Phone
Email:		
Occupation	Retired ? From?	
Member of Mini-Group	Interested in joining a mini-group?	

Renewal Membership **New Member**

Annual Membership Dues to May 31, 2019 [dues are not tax deductible] \$ 50.00

Fully Tax-Deductible Charitable Donation

Total Amount Enclosed

Members of Westside Quilters (WQ) may participate in all Guild activities, have the right to vote, hold elective or appointed office, attend General Meetings without fee, and register for work-shops at membership rates. WQ members pledge to perform a few service hours each year.

For renewing members, please indicate your contributions this past fiscal year:

- Served on the Executive Board or a volunteer committee.
- Engaged in philanthropic quilting activities (WQ or other organizations).
- Assisted at general meetings or workshops or field trips.
- Contributed to the WQ newsletter or distributed promotional WQ material
- Other activities _____.

Members can pay with a check, cash, credit card or debit card:

- (1) If paying by check, make your check payable to "Westside Quilters."
- (2) If paying by credit card or debit card, please fill in the information below. Credit card number

Name as it appears on card _____ Expiration Date _____

American Express MasterCard Visa Debit Card

CVV _____ Billing Zip Code _____

- (3) Please sign and complete this application.
- (4) Mail application and check (if paying by check) to Westside Quilters, Post Office Box 641925, Los Angeles, CA 90064.

Signature

Date

Westside Quilters is a Federal 501(c)(3) tax-exempt public charity. The effective date of exemption is June 17, 2010, as specified in the determination letter dated May 26, 2011.

Calls for entry

For some great information from a veteran on how to get your work shown see this blog entry from Sue Bleiweiss <https://suebleiweiss.blog/2018/06/14/getting-your-work-out-there/>

Continuing our notifications for ways to display your quilts and textile pieces to a wider audience... Entering shows is not difficult, but to begin here are a few guidelines:

- Always make sure you read everything in the call including the calendar, requirements, rules, etc. Especially the rules! Will save headaches and disappointment later on.
- Keep a record on your entries so you won't be caught with a quilt needing to go two places at once. Having to remove a quilt from a show or exhibit because you misread the exhibition dates is a no-no. Ask me how I know...
- Having a great photo of your quilt - straight on, in focus, not on a bed or held up showing hands and feet, super important. There is lots of great info on quilt photography on line. Google!
- Don't be intimidated or depressed by a rejection! There are lots of different reasons why a quilt doesn't fit into a specific show. It is usually not because your quilt is bad!

The calls below are just a sample of the many opportunities out there. For more search "Fiber Art Calls for Entry" or "Quilt Calls for Entry"

Please Note - Road to California has not yet posted their entry forms or deadline, but it is usually sometime in October!

Pacific Northwest Quilt and Fiber Art Festival - Everett, WA

<https://www.qfamuseum.org/quilt-fiber-arts-festival-2018.html>

Sep 12 – Oct 22, 2018 (ship+show)

Entry Deadline extended to August 5, 2018

Pacific International Quilt Festival - Santa Clara, CA

Pacific international Quilt Competition

Pacific international Modern Quilt Competition

Pacific international Wearable Art Competition

<https://www.quiltfest.com/upcoming-shows-and-events/pacific-international-quilt-festival/>

Entry Deadline August 28, 2018

Fiberart International, 2019, Pittsburgh, PA

https://www.callforentry.org/festivals_unique_info.php?ID=4691 The exhibition runs May 10 to August 23, 2019 . Call is open now through August 31, 2018

Art Quilts XXIII: Locating Ecologies Chandler Center for the Arts, Chandler, AZ

November 16, 2018– January 11, 2019 Entry Deadline: Friday, August 31, 2018, 5 PM MST

The exhibition is produced by the Chandler Center for the Arts and is presented by the Chandler Cultural Foundation and the Chandler Arts Commission.

Quilting Arts Magazine: A Cup of Comfort <http://www.quiltingdaily.com/readerchallenges>

Entry Deadline Sep 1, 2017

Power of Women - international Quilt Festival Houston <http://www.callforentriespower.com>

Join us as we celebrate the power of women. Entrants are invited to create a quilt or sheer art cloth that expresses their love and appreciation of an influential mother, sister, aunt, friend, or any greatly

admired woman. This unique installation will feature three separate display sections, each telling a part of the story.

Entry Deadline September 3, 2018

Quilt National 2019 The Dairy Barn Arts Centre (Athens, OH)

<http://dairybarn.org/quilt-national/quilt-national-2019/>

May 24 – Sept 2, 2019

Entry Deadline Sept 5, 2018 (open now)

Forced to Flee (SAQA Global - All members) Ruth Funk Center for Textile Arts at Florida Institute of Technology Melbourne, Florida. Call opens October 1,

May 25 – August 24, 2019 <http://www.saqa.com/calendar-detail.php?ID=5694>

Entry Deadline October 31, 2018

New Quilts From An Old Favorite, 2019 - "Oak Leaf and Reel" The National Quilt Museum, Lincoln, NE

<https://quiltmuseum.org/education/contests/new-quilts-old-favorites/>

Entry deadline November 2, 2018

Sacred Threads, Herndon, VA

<http://www.sacredthreadsquilts.com/html/callForEntries.html>

July 11 – 28, 2019 Call opens Oct 1, 2018

Entry deadline Jan 10, 2019 online

AQS Quilt Week 2019 Lancaster, PA <http://www.quiltweek.com/contest>

Feb/Mar, 2019 Entry Deadline November 2, 2018

Fiber Arts Fiesta, Albuquerque, NM http://www.fiberartsfiesta.org/f_entry.html

Entry Deadline March 1, 2019

Questions? sally@sallywrightquilts.com



Sally Wright





A NEIGHBORLY GUILD CALENDAR

August 2018

August 1 Santa Monica Quilt Guild www.santamonicaquiltguild.org	<u>Linda Sullivan</u> Lecture and mod dog workshop
August 8 Simi Valley Quilt Guild www.simivalleyquiltguild.org	<u>Nancy Ota</u> <i>Japanese Textiles</i>
August 8 & 11 Glendale Quilt Guild www.glendalequiltingguild.org	<u>Leah Zieber</u> Program: Antique Children's Quilt Trunk Show Workshop: Tiny Treasures Done Right
August 13 LA Modern Quilt Guild www.lamqg.blogspot.com	<u>Meeting</u> - 2 nd Monday of the month
August 14 & 15 Orange County Quilters Guild www.orangecountyquiltersguild.com	<u>Shirley McGuire</u> Program: 12 Gift and Boutique Items to Make with Felted Wool & Roving Workshop: Wool Roving Gifts & Boutique Items
August 16-17 & 18 Westside Quilters www.WestsideQuiltersLosAngeles.org	<u>Velda Newman</u> Program: "A Painter's Approach to Quilt Design" Workshop: "Texture and Form"
August 19 African American Quilters of Los Angeles www.easysit.com/aaqla	<u>Meeting</u> – third Sunday of the month
August 21 & 29 San Fernando Valley Quilt Association www.sfvqa.net	Veterans Quilt Project Quilters For Others
August 21 & 22 South Bay Quilters Guild www.southbayquiltersguild.org	<u>Elizabeth Eastmond</u> Program: Quilt Abecedary Workshop: Crossroads, A 2-for-1 Class
September 2018	
September 5 Santa Monica Quilt Guild www.santamonicaquiltguild.org	<u>Meeting</u>
September 9 San Fernando Valley Quilt Association www.sfvqa.net	<u>Lynn Mann</u> Workshop: There is No Such Thing as Ugly Fabric
September 10 LA Modern Quilt Guild www.lamqg.blogspot.com	<u>Meeting</u> - 2 nd Monday of the month
September 12 Simi Valley Quilt Guild www.simivalleyquiltguild.org	<u>Jeri Kennedy</u> Program: Mountain Mist Quilts
September 12 Glendale Quilt Guild www.glendalequiltingguild.org	<u>Laura Fraga</u> Workshop: Dear Jane Blocks 101
September 15 Westside Quilters www.WestsideQuiltersLosAngeles.org	<u>Jean Impey</u> Workshop: Spider Web Quilts
September 16 African American Quilters of Los Angeles www.easysit.com/aaqla	<u>Meeting</u>
September 18 & 19 South Bay Quilters Guild www.southbayquiltersguild.org	<u>Mel Beach</u> – Program: Challenge Yourself Workshop: Intriguing Interleaves

OUT AND ABOUT

- ✂ Orange County Center for Contemporary Art “It’s Time” Santa Ana July 7 – August 11.
- ✂ The Huntington Library and Galleries is showing eight 19th Century Quilts.
For more information go to www.huntington.org.
- ✂ Glendale Quilt Guild Presents a Quilters’ Home Studio and Garden Tour, Plus Luncheon
Saturday, October 20, 2018 Tour: 9:00 am – 12:00 pm Luncheon: 12:30 – 2:00pm La Crescenta Women’s Club
Tickets \$35.00

See the *Speaker Calendar of the Southern California Council of Quilt Guilds for additional events*. Go to www.sccqg.org scroll down to the bottom of the homepage and click on the box “Speakers” and see other SCCQG guilds and speakers into 2018.



Editor’s Note:

Most people usually don’t think about quilts when the weather is hot, but for me staying inside with the air conditioner on has really motivated me to tackle a few UFOs. I have a few UFOs to choose from, you might have a few of your own or a bunch of blocks that have potential. This may sound bizarre but I enjoy just looking at my partially finished quilt pinned to my design wall, which really isn’t a wall but a few foam boards that measure about 3’ x 4’. I try out this fabric then that fabric, is the color right? Is the pattern right? I’m sure if I drive over to the fabric store they will have the perfect fabric. I jump from current favorite UFO to the next current favorite, I really like thinking about the potential more than finishing. I get a quilt close to the finishing stage, then the over thinker, over analyzer in me takes over and I stall my progress. The ultimate motivator for me? Westside Quilters ‘Show and Tell’. Hope to see what you have been working on this summer; see you at the WQ Quarterly Meeting.



Happy Stitching,
Debbie Nussbaum

P.S. I just reread all the articles and I want to thank VP Sonja, all my UFOs have been upgraded to PhD status!!!



Westside Quilters (WQ) Executive Board met at Sally Wright's home on June 2, 2018. Newly elected President Roberta Walley called the meeting to order at 10:00 a.m. To complete the transition, Kim gave Roberta the key to our St. John's meeting rooms.

President: Roberta thanked all members of the Executive Board for doing their jobs well, and gave a special thank you to Kim for her work as President and to Sally and Kathryn for their work with Roberta as Program Chairs. She also welcomed new Program chairs Brenda Gottfried and Pat Karasick.

Roberta called for a motion to approve the April 28th Board minutes. Sally Wright made the motion and Luann Jaffe seconded it. The Board minutes were approved by voice vote of the Board

Roberta then asked for a review of Lisa Walton's class and presentation to the Guild in May. While it was felt that members learned from Lisa and enjoyed her presentation, several points were raised. One, that teachers coming from out of the country need to be asked how they want to be paid, and that the Guild should be prepared to pay in cash. Also, it should be clear what supplies are needed by the students and what will be supplied by the presenter. It was suggested that Program Chairs check with upcoming speakers and teachers to verify fees and supplies that might be needed for the students to benefit most from the class.

Vice-President: Sonja will be attending the SCCQG Leadership Roundtable meeting in Santa Barbara on July 14th.

Treasurer: Karynn indicated that WQ's May 31st balance was \$9,830.61. It includes membership fees received for the upcoming year, and some future workshop fees.

Our balance is rather substantial, and it was suggested that members who have not submitted receipts for reimbursement should do so, including Hospitality. There was also discussion that some funds could perhaps be used to reduce the cost of workshops. Sally Wright made a motion to subsidize workshops from September through the end of the upcoming fiscal year (May 31, 2019) in the amount of \$300 per workshop. The motion was seconded and passed by the Board.

Karynn further announced that WQ has received its Tax Exempt Status. The Bank Resolution to put Roberta on the signature card for WQ was signed. Also, WQ needs to renew its liability insurance in September. The premium is based on the number of members we have.

Membership: Luann received a number of membership renewals and is tallying them. She will have a more complete accounting in July.

Website: Sally has updated the website with Quilter's Showcase photos and the latest roster. The web hosting company will be paid.

Newsletter: Debbie noted that the newsletter was almost ready to be published, and any updated or new articles should be submitted today.

Philanthropy: Lisa, Perla and Virginia are continuing to create and accept hats and quilts for Homeward Bound and A Child's Dream. All items will be delivered in December. Since A Child's Dream does give children items for school, the Board decided to donate funds toward that effort. Sally Wright moved that we provide \$300 to A Child's Dream for their school supplies program. Sonja seconded the motion and the Board approved it on a voice vote. The expected date for WQ's "Giving for Thanksgiving" workshop is November 10, 2018.

The August fabric sale will be handled by Lisa and Kim. It was suggested that anyone who has fabric to donate to the Guild should be asked to forward photos to us, so that we can determine if it is fabric that WQ can use.

Programs: Brenda commented that she is excited to make a commitment to work on Programs with Pat, and that they hope to re-institute some give-aways at the general meetings. She also noted that we have two shop owners in our membership, and would like to encourage them to donate something once a year.

Gift: Kathryn Pellman is giving WQ a Square Reader which will make accepting credit card payments easier.

Future Business: No specific items were identified.

WQ's June 2nd Board meeting ended at 12:10 p.m. The next Board Meeting will be July 7, 2018 at Sally's home.

Respectfully submitted,

Sally Madigan
Recording Secretary

Westside Quilters - General Meeting - May 12, 2018

President: Kim Ryan opened Westside Quilters (WQ) Spring quarterly meeting on May 12, 2018 by welcoming guests and new members.

The minutes of the March 3, 2018 WQ Executive Board meeting, as printed in the May Newsletter, were approved by the membership.

WQ's Budget for the 2018-2019 fiscal year, was presented to the membership in WQ's May Newsletter. Barbara Marom-Pollard moved to accept the 2018-2019 Budget, Jennie Kraft seconded the motion and the membership approved the Budget by voice vote.

Membership: Luann was unable to be at the meeting, but Kim pointed out that forms were available on the front table for everyone renewing their membership for 2018-2019.

Philanthropy and Demonstration: Perla demonstrated how to make receiving blankets from single yards of fleece or other firm fabric by piercing the fabric near the edges with a special rotary tool (Skip Stitch #2) available through ProjectLinus.org, and then using a crochet stitch or overhand stitch to bind the edge. She also had hat patterns available for adults or children at the charities we are supporting, A Child's Dream and Upward Bound. Perla also encouraged members to continue constructing the large paper pieced squares which will then be sewn into donation quilts at our November Giving workshop.

New Members of Executive Board: Kim thanked the membership and the Board for the opportunity to be WQ's President for the past two years, and she thanked the Programs committee which has also completed its term. After introducing the present Board, Kim introduced the new Program Committee: Brenda Gottfried and Pat Karasick, and the new President: Roberta Walley.

Programs: Sally, Roberta and Kathryn gave a Power Point presentation introducing the Programs and Workshops in place through May 2019. Sandra Bruce's June workshop "Material Matrix" and Velda Newman's two-day workshop in August were opened for members to sign up.

Before Show and Tell, Maureen Gardner, the President of Santa Monica Quilt Guild, invited WQ members to a reception being held in June 2nd to honor Kathryn Small, a centenarian quilter who still does the New York Times crossword Puzzle (in ink!), and sews daily.

Show and Tell: Show and Tell opened with the "Stamp, Paint and Stitch" workshop students including Marianne Simpson, Karynn Dittmar, Roberta Walley, Sherry Kleinman, and Sally Wright showing off their projects. They were followed by: Ordered Chaos by Virginia Marshall, Sunrise by Daisy Marks, Brown Bears by Toni Glick, Island Princess and Lots of Hearts by Nancy Sharpe, Woodland Geese, Aquarium, and Wonky Neighborhood by Marianne Simpson, Bird and John Lennon by Karynn Dittmar, Yellow Roses for Mum by Vicki Bohnhoff, Quilt, Quilt, Quilt, a whole cloth quilt by Matt Randall, Counterpoint and Fruit Still Life by Sally Wright, and Lane Lines, Confetti and sunset by Kim Ryan.

Featured Speaker: Our featured speaker, Australian Lisa Walton, renowned quilter and newly elected president of SAQA, spoke to us as a "Textile Traveler." We learned that she spent 10 years working on traditional quilts before she branched into fabric dyeing. Actually, her husband handles the formulas while Lisa is more experimental. She uses stamps, Shibori dyeing and has even ventured into beading. Whether it is teaching or trying out new foods, Lisa is ready. Lisa may live in Australia, but she is an inveterate traveler. Check out her website at www.lisawaltonartist.com.

The meeting adjourned at 12:00 noon.

Respectfully submitted,

Sally Madigan
Recording Secretary

Next Executive Board Meeting

The next meeting of the Executive Board will be held, August 11, 2018
 All members of Westside Quilters are welcome to attend with prior notice to
Pres@WestsideQuiltersLosAngeles.org.

<p><i>Our Mission</i> A new kind of guild organized for educational and charitable purposes; to promote cooperation and the exchange of ideas among quilters; to instruct members in methods and techniques of traditional and contemporary creative quilting; to serve mini-groups and their philanthropic endeavors within the community; to inspire personal achievement.</p> <p>Officers 2018-2019</p> <table> <tr><td>President</td><td>Roberta Walley</td></tr> <tr><td>Vice President</td><td>Sonja Daniel</td></tr> <tr><td>Secretary</td><td>Sally Madigan</td></tr> <tr><td>Treasurer</td><td>Karynn Dittmar</td></tr> <tr><td>Program</td><td>Brenda Gottfried and Pat Karasick</td></tr> <tr><td>Membership</td><td>Luann Jaffe</td></tr> <tr><td>Newsletter</td><td>Debbie Nussbaum</td></tr> <tr><td>Philanthropy</td><td>Perla Rothenberg, Virginia Marshall, and Lisa Drew</td></tr> <tr><td>Website Manager</td><td>Sally Wright</td></tr> </table> <p>Appointed Positions</p> <table> <tr><td>Hospitality</td><td>Kim Ryan</td></tr> <tr><td>Meeting Set-Up/Take-Down</td><td>Marianne Simpson Lisa Drew and Sonja Daniel</td></tr> <tr><td>Photographer</td><td>Tanya Heldman</td></tr> <tr><td>President Emeritus</td><td>Kim Ryan</td></tr> </table> <p>Mailing Address</p> <p style="text-align: right;">Post Office Box 641925 Los Angeles, CA 90064</p> <p>Website www.WestsideQuiltersLosAngeles.org</p>	President	Roberta Walley	Vice President	Sonja Daniel	Secretary	Sally Madigan	Treasurer	Karynn Dittmar	Program	Brenda Gottfried and Pat Karasick	Membership	Luann Jaffe	Newsletter	Debbie Nussbaum	Philanthropy	Perla Rothenberg, Virginia Marshall, and Lisa Drew	Website Manager	Sally Wright	Hospitality	Kim Ryan	Meeting Set-Up/Take-Down	Marianne Simpson Lisa Drew and Sonja Daniel	Photographer	Tanya Heldman	President Emeritus	Kim Ryan	<p>Facebook We're on Facebook. Check out the banner on the WQ website home page (lower center).</p> <p>Amazon There is a boxed message in the lower center of our website home page giving a direct link to Amazon. By using this link, anything you purchase earns a 4% "dividend" paid directly to WQ. <i>This only works if you enter the Amazon website from the WQ website link.</i></p> <p>iGive.com This is another way to benefit WQ when shopping on the Internet. Here you need to register (the iGive.com logo appears in the lower center on the WQ website home page and links you directly to iGive.com). More than 800 Internet retailers participate (Barnes & Noble, Bed Bath & Beyond, Enterprise Rent-A-Car, Lancome -- to name a few). Follow the instructions at iGive.com.</p> <p>Non-Profit Status Westside Quilters is tax-exempt from Federal income tax under section 501(c)(3) of the Internal Revenue Code, and classified as a public charity under section 170 of the Code, according to the determination letter dated May 26, 2011 received from the Internal Revenue Service. The effective date of exemption is June 17, 2010. Donations to Westside Quilters are fully tax-deductible for individuals and other entities such as corporations, partnerships, trusts; Westside Quilters is qualified to accept tax deductible bequests and gifts or transfers of gifts.</p> <p>F.E.I.N. 27-3145733 (Federal Employer Identification Number)</p>
President	Roberta Walley																										
Vice President	Sonja Daniel																										
Secretary	Sally Madigan																										
Treasurer	Karynn Dittmar																										
Program	Brenda Gottfried and Pat Karasick																										
Membership	Luann Jaffe																										
Newsletter	Debbie Nussbaum																										
Philanthropy	Perla Rothenberg, Virginia Marshall, and Lisa Drew																										
Website Manager	Sally Wright																										
Hospitality	Kim Ryan																										
Meeting Set-Up/Take-Down	Marianne Simpson Lisa Drew and Sonja Daniel																										
Photographer	Tanya Heldman																										
President Emeritus	Kim Ryan																										

